

## Glass Sort Game Cards

We recommend that these cards are printed, laminated, and cut individually for repeated use. Keep these cards together in a wallet or an envelope labelled 'Glass Sort Game – Glass Bin'.




**glass toiletry jars**  
(no lids)

Glass Sort – **Glass Bin**



**glass food jars**  
(no lids)

Glass Sort – **Glass Bin**




**reed diffuser bottles**  
(no reeds)

Glass Sort – **Glass Bin**




**perfume bottles**  
(no lids)

Glass Sort – **Glass Bin**



**glass drink bottles**  
(no lids)

Glass Sort – **Glass Bin**



**vases**

Glass Sort – **Glass Bin**



**drinking glasses**

Glass Sort – **Glass Bin**




**oven-proof glass**

Glass Sort – **Glass Bin**




**nail varnish bottles**

Glass Sort – **Glass Bin**




**panes of window  
glass**

Glass Sort – **Glass Bin**



**mirrors**

Glass Sort – **Glass Bin**




**aftershave bottles**  
(no lids)

Glass Sort – **Glass Bin**



**reading glasses**

Glass Sort – **Glass Bin**



**greenhouse glass**

Glass Sort – **Glass Bin**



**glass toiletry bottles**  
(no dispensing pumps)

Glass Sort – **Glass Bin**

Print this character card and attach it to a card headband for the pupil to wear during the game.

