

## What is Council tax and who pays

Police, fire and local council services are paid for by Council Tax and Government grants, and in some cases, through charges for services. Council Tax is based on property values and, in this area, is collected by Newark and Sherwood District Council on behalf of all four organisations mentioned below.

Council Tax payment is the responsibility of owner-occupiers or, if rented, council tenants, private tenants and tenants of housing associations. Council Tax is also due on unoccupied furnished and unfurnished houses in certain circumstances.

The amount of Council Tax for each household depends on the valuation band a property has been placed in by the Government's Valuation Office Agency

Over 4 out of 10 council tax payers in Newark and Sherwood live in Band A properties. Based on a Band A property, the following table shows how much of your Council Tax goes to each authority.

Who spends your money?	Last year 2017/18	This year 2018/19	The % change	spend per £100
Newark & Sherwood District Council	£111.35	£113.51	1.9	£9.14
Nottinghamshire County Council	£901.31	£946.29	5.0*	£76.21
Notts Police & Crime Commissioner	£122.28	£130.26	6.5	£10.49
Notts Fire & Rescue Service	£50.19	£51.67	3.0	£4.16
<b>TOTAL</b>	<b>£1,185.13</b>	<b>£1241.73</b>	<b>4.8</b>	<b>£100.00</b>

\*The Secretary of State for Communities and Local Government has made an offer to adult social care authorities. ("Adult social care authorities" are local authorities which have functions under Part 1 of the Care Act 2014, namely county councils in England, district councils for an area in England for which there is no county council, London borough councils, the Common Council of the City of London and the Council of the Isles of Scilly.)

The offer is the option of an adult social care authority being able to change an additional "precept" on its council tax for financial years from the financial year beginning in 2016 without holding a referendum, to assist the authority in meeting expenditure on adult social care. Subject to the annual approval of the House of Commons, the Secretary of State intends to offer the option of charging this "precept" at an appropriate level in each financial year up to and including the financial year 2019-20."

The County Council has approved the implementation of a 3.00% Social Care Precept for 2018/19 to part fund increasing costs associated with adult social care.

## Council tax bands

At Newark and Sherwood District Council, we often receive enquiries about Council Tax bands. Set out below are some of the frequently asked questions and answers.

### Why is my house placed in a particular Council Tax band?

The Governments' Valuation Office Agency (VOA) has placed all homes in our area in one of eight broad valuation bands. The figures for Newark and Sherwood for 2018/19 are shown below.

	No. of homes
<b>Band A</b> Up to £40,000	<b>23,070</b>
<b>Band B</b> £40,001 to £52,000	<b>8,030</b>
<b>Band C</b> £52,001 to £68,000	<b>8,701</b>
<b>Band D</b> £68,001 to £88,000	<b>5,815</b>
<b>Band E</b> £88,001 to £120,000	<b>4,068</b>
<b>Band F</b> £120,001 to £160,000	<b>2,600</b>
<b>Band G</b> £160,001 to £320,000	<b>1,404</b>
<b>Band H</b> Over £320,000	<b>128</b>
Total number of dwellings <i>(taken at January 2018)</i>	<b>53,816</b>

Valuations are based on 1991 market prices, and the band ranges have not changed since Council Tax was introduced in 1993. There are no current plans for a full revaluation. Please note all valuations are carried out by the VOA and not the council.

## What do others pay in Council Tax?

To work out the Council Tax for a home in a particular parish and valuation band, we multiply the amount due for a property in band D in that parish by the relevant fraction shown below. We then round the figure to the nearest penny.



So a Band B property in Averham would pay  $7/9 \times \text{£}1,875.29 = \text{£}1,458.56$

## Can I appeal against my Council Tax band?

Existing occupiers may need to show that there has been a material change to the dwelling or in the physical state of the locality.

New occupiers have six months from moving in to lodge an appeal.  
Appeals against Council Tax bands are made to the VOA. The address is:

**Council Tax East  
Valuation Office Agency,  
Kings Wharf,  
20-30 Kings Road,  
Reading  
RG1 3ER**

**Tel: 03000 501 501**  
**E-mail: [cteast@voa.gsi.gov.uk](mailto:cteast@voa.gsi.gov.uk)**  
[www.voa.gov.uk](http://www.voa.gov.uk)

Making an appeal does not allow you to stop payment. If an appeal is successful, you will be entitled to a refund of any overpayment.

# Benefits

You may qualify for help with your Council Tax even if you are working or if you are self-employed. If you pay rent, you may be able to get Housing Benefit towards the rent you pay. The amount of help you get will depend on the people who live with you, your income and savings.

## What do we mean by income?

By income, we mean all of the following. You and your partner's weekly or monthly pay after tax and National Insurance, all overtime, commission and bonuses, pensions from former employers, Working Tax Credit, Child Tax Credit or Pension Credit, Savings Credit and other state benefits.

If you claim Pension Credit, Income Support or Jobseeker's Allowance, you will get a form from the Department for Works and Pensions (DWP) when you claim.

## Savings and investments

If you have savings and investments of more than £16,000, unless you receive the guarantee credit element of Pension Credit, you are not entitled to Council Tax Support or Housing Benefit. This includes bank and building society accounts, stocks and shares, national savings certificates, unit trusts, premium bonds, annuities and any other property or land you own.

## Non-dependant deductions

We will make deductions from your benefit for any non-dependants living with you, for example, adult children. The amount of the deduction will depend upon the amount of the income of your non-dependants.

## How to apply for Benefit

If you want to apply for benefit, please do so immediately. Any benefit we pay will normally only start from the date we receive your application form. We will only backdate your benefit if you had a good reason for not applying for benefit earlier.

For further information on Housing Benefit and Council Tax Support please look at the Benefits pages on our website. Alternatively, you can speak to an advisor on 01636 650000.

# Council Tax Discounts

Not everyone has to pay the full Council Tax, people on low incomes can claim Council Tax Support for example, as explained above.

There are also a number of other ways that can result in a reduced bill whatever your income.

## Single person discount

Did you know that a household with one adult occupier is entitled to 25% discount? Even where there are 2 or more adults, you could still get money off if all but one occupier fits a description as follows:

- Full time student, student nurse or apprentice
- A severely mentally impaired person
- Young adults still eligible for child benefit
- A full time carer looking after someone

This is not the full list of examples. For more information about the 25% discount and about exemptions for people who 'don't count' for Council Tax, please contact us.

Please note the council will periodically review all entitlements to discount.

## Council tax relief for people with disabilities

If your household includes a person with a disability, you may be entitled to an adjustment to your Council Tax valuation band. This applies where the dwelling has an extra room needed to help meet the needs of a disabled person, or additional space to accommodate indoor use of a wheelchair.

The relief is granted by charging Council Tax based on the next lowest band. Even if your household is in Band A, you can still get a reduction.

## Empty dwellings

The Local Government Act 2003 allows councils to pass a resolution to reduce the council tax discount for empty dwellings, from 50% to nil. From April 2009 until March 2013, Newark and Sherwood District Council decided to apply a 10% discount to both second homes and long term empty properties. In April 2013 the 10% discount was removed for both types of property and properties that have been empty for longer than 2 years were charged a premium of 50% in addition to the full council tax charge.

The exemption classes which cover empty and unfurnished and uninhabitable properties ceased to apply after March 2013. Each local authority had to make their own determination as to the level of discount to apply to these types of property. From April 2013 an empty and unfurnished property receives a 100% discount for 4 weeks and thereafter will pay the full council tax. For an empty furnished property there is no 4 week exemption period and the full tax is payable immediately. For uninhabitable properties no discount will apply after 31 March 2013.

To get more information about empty dwellings and properties that may be exempt from Council Tax, please contact us.

## Information from Other Precepting Authorities

As mentioned previously, council tax collected by Newark and Sherwood District Council is used to pay for services provided by different organisations. If you would like detailed Council Tax information for Nottinghamshire County Council this is available at [www.nottinghamshire.gov.uk/counciltax](http://www.nottinghamshire.gov.uk/counciltax).

To request a paper copy, please telephone 0300 500 80 80 or email [enquiries@nottscc.gov.uk](mailto:enquiries@nottscc.gov.uk)

### For information about:-

Nottinghamshire County Council [www.nottinghamshire.gov.uk](http://www.nottinghamshire.gov.uk)

Nottinghamshire Police & Crime Commissioner [www.nottinghamshire.pcc.police.uk](http://www.nottinghamshire.pcc.police.uk)

Nottinghamshire Fire & Rescue Service [www.notts-fire.gov.uk](http://www.notts-fire.gov.uk)

If you want to receive information from your local Town or Parish Council you would need to contact the Town or Parish Clerk. As there are over 80 different Parishes in the District, the individual details for each Clerk have not been included here, but my office is able to provide contact details on request.

## Contact us




By telephone between 9am and 5pm, (Mon to Friday).

Visits to Castle House for Council Tax and Housing Benefit queries after 4.30pm, by appointment only.

### Direct Dial Helplines

<b>General Queries – Customer Services</b> (an out of hours answerphone facility will provide emergency numbers for Housing and Environmental Services problems)	<b>(01636) 650 000</b>
<b>Housing Lettings, Rents and Repairs</b>	<b>0845 258 5550</b>
<b>Newark Sports and Fitness Centre</b>	<b>(01636) 655780</b>
<b>Blidworth Community Leisure Centre</b>	<b>(01623) 466266</b>
<b>Dukeries Leisure Centre</b>	<b>(01623) 862469</b>
<b>Southwell Leisure Centre</b>	<b>(01636) 813000</b>
<b>Palace Theatre Box Office</b>	<b>(01636) 655755</b>
<b>Newark Tourist Information</b>	<b>(01636) 655765</b>
<b>Ollerton Tourist Information</b>	<b>(01623) 824545</b>

## Ways to pay

You can pay your Council Tax at any of our local offices or choose from the following methods of payment;	
	<b>Direct Debit</b> This is the most convenient and efficient way to pay your council tax plus you have a choice of 5 payment dates, the 1 <sup>st</sup> , 8 <sup>th</sup> , 15 <sup>th</sup> , 21 <sup>st</sup> or 28 <sup>th</sup> . To set up a direct debit online, visit our website <a href="http://www.newark-sherwooddc.gov.uk/bills">www.newark-sherwooddc.gov.uk/bills</a>
	<b>By telephone</b> Please have your account details to hand. You can make payments over the telephone using your debit or credit card by calling our 24 hour automated payment line on <b>0300 4560478</b> and follow the instructions.
	<b>Internet</b> You can pay your council tax via the Internet at <a href="http://www.newark-sherwooddc.gov.uk">www.newark-sherwooddc.gov.uk</a> and follow the link "I want to pay".

	Precept 2017 to 2018 £	Precept 2018 to 2019 £	Band D Charge £
Alverton	-	-	1,862.60
Averham	*	*	1,875.29
Balderton	259,544.00	267,330.00	1,950.95
Barnby in the Willows	2,750.00	2,900.00	1,890.50
Bathley	1,365.00	1,405.95	1,874.68
Besthorpe	6,000.00	6,300.00	1,943.15
Bilsthorpe	63,783.00	65,058.66	1,935.54
Bleasby	10,710.00	10,924.00	1,891.27
Blidworth	73,680.00	75,522.00	1,932.93
Bulcote	5,000.00	6,000.00	1,905.46
Carlton-on-Trent	3,009.00	3,009.00	1,896.98
Caunton	5,000.00	5,250.00	1,888.58
Caythorpe	3,000.00	2,000.00	1,876.37
Clipstone	119,850.00	127,545.30	1,959.09
Coddington	14,560.00	14,900.00	1,889.69
Collingham	40,000.00	40,600.00	1,899.30
Cotham	-	-	1,862.60
Cromwell	850.00	850.00	1,871.13
Eakring	3,660.00	3,691.00	1,882.91
East Stoke	****	****	1,891.76
Edingley	4,000.00	4,000.00	1,884.07
Edwinstowe	110,801.77	115,729.00	1,931.44
Egmanton	1,700.00	1,800.00	1,876.55
Elston	16,000.00	18,000.00	1,930.19
Epperstone	8,404.47	8,404.47	1,893.47
Farndon	51,000.00	52,530.00	1,928.11
Farnsfield	66,000.00	75,000.00	1,925.48
Fiskerton-cum-Morton	7,300.00	7,300.00	1,880.45
Girton	2,140.00	1,149.00	1,884.62
Gonalston	-	-	1,862.60
Grassthorpe	-	-	1,862.60
Gunthorpe	17,087.61	17,600.00	1,919.20,
Halam	8,000.00	8,200.00	1,905.90
Halloughton	400.00	400.00	1,872.88
Harby	3,449.00	3,996.40	1,896.30
Hawton	1,250.00	1,250.00	1,898.88
Hockerton	3,000.00	3,000.00	1,898.17
Holme	-	-	1,862.60
Hoveringham	11,865.00	12,344.80	1,936.25
Kelham	*	*	1,875.29
Kersall	**	**	1,879.37
Kilvington	-	-	1,862.60
Kirklington	5,800.00	6,000.00	1,898.57
Kirton	5,000.00	6,000.00	1,917.00
Kneesall	**	**	1,879.37
Langford	***	***	1,889.28
Laxton & Moorhouse	4,600.00	4,600.00	1,904.35
Lowdham	69,559.25	70,593.00	1,933.76



	Precept 2017 to 2018 £	Precept 2018 to 2019 £	Band D Charge £
Lyndhurst	-	-	1,862.60
Maplebeck	-	-	1,862.60
Meering	-	-	1,862.60
Newark	863,734.00	896,025.00	1,971.44
North Clifton	1,750.00	1,750.00	1,886.36
North Muskham	15,495.00	16,270.00	1,903.40
Norwell	4,750.00	4,841.00	1,885.20
Ollerton and Boughton	331,470.00	347,467.00	1,992.31
Ompton	**	**	1,879.37
Ossington	-	-	1,862.60
Oxton	9,500.00	10,000.00	1,899.30
Perlethorpe-cum-Budby	1,500.00	1,600.00	1,883.63
Rainworth	62,500.00	62,500.00	1,897.40
Rolleston	6,250.00	6,250.00	1,902.79
Rufford	4,335.00	4,000.00	1,879.70
South Clifton	1,500.00	1,500.00	1,874.92
South Muskham	9,785.00	10,075.00	1,913.92
South Scarle	4,330.00	4,474.00	1,913.78
Southwell	203,594.00	210,232.00	1,936.52
Spalford	-	-	1,862.60
Staunton	-	-	1,862.60
Staythorpe	*	*	1,875.29
Sutton-on-Trent	22,360.00	23,057.00	1,908.99
Syerston	360.00	710.00	1,870.46
Thorney	2,250.00	2,140.00	1,885.31
Thorpe	****	****	1,891.76
Thurgarton	6,050.00	6,900.00	1,892.54
Upton	6,509.00	6,632.00	1,896.94
Walesby	36,000.00	36,750.00	1,948.19
Wellow	5,500.00	5,500.00	1,890.93
Weston	3,750.00	3,750.00	1,891.04
Wigsley	-	-	1,862.60
Winkburn	-	-	1,862.60
Winthorpe	***	***	1,889.28
Fernwood	68,857.00	70,317.00	1,937.65
Kings Clipstone	9,500.00	9,500.00	1,941.52

**Parishes joint for Precept purposes**

Averham, Kelham, Staythorpe	3,121.00	3,270.00	1,875.29
Kneesall, Kersall, Ompton	2,235.84	2,235.84	1,879.37
Winthorpe, Langford	8,569.00	8,569.00	1,889.28
East Stoke, Thorpe	3,000.00	3,000.00	1,891.76
	<b>2,709,712.94</b>	<b>2,810,467.42</b>	

<b>NEWARK TOWN COUNCIL</b>				
Spending	Total Spending £		Spending Less Income £	
Service	2017/2018	2018/2019	2017/2018	2018/2019
Central Establishment	247,180	259,985	192,020	190,495
Town Hall	207,080	237,090	170,150	203,810
Environment including Cemetery	179,270	176,900	57,370	59,900
Public Conveniences	225,000	252,510	106,015	103,874
Leisure & Economic Development	301,400	315,520	297,680	311,170
Newark Market	346,730	287,770	-6,027	-29,965
Parks & Playing Fields	306,500	326,650	171,082	176,051
Newark & Sherwood DC Grant			0	
<b>Total cost of services</b>	<b>1,813,160</b>	<b>1,856,425</b>	<b>988,290</b>	<b>1,015,335</b>
Transfer from Reserves			-124,556	-119,310
<b>Amount needed from Collection Fund</b>			<b>863,734</b>	<b>896,025</b>
<b>BALDERTON PARISH COUNCIL</b>				
Spending	Total Spending £		Spending Less Income £	
Service	2017/2018	2018/2019	2017/2018	2018/2019
Administration	128,550	135,500	127,550	135,000
Parks and open spaces	192,300	209,400	172,000	184,400
Environment	13,100	13,000	11,900	11,700
Cemetery	1,200	1,200	-6,300	-5,800
Projects	13,040	23,040	13,040	17,340
<b>Total cost of services</b>	<b>348,190</b>	<b>382,140</b>	<b>318,190</b>	<b>342,640</b>
From savings			58,646	75,310
<b>Amount needed from Collection Fund</b>			<b>259,544</b>	<b>267,330</b>
<b>OLLERTON &amp; BOUGHTON TOWN COUNCIL</b>				
Spending	Total Spending £		Spending Less Income £	
Service	2017/2018	2018/2019	2017/2018	2018/2019
Amenity Work	147,382	162,485	125,977	123,198
Work Unit	16,725	17,625	16,725	17,625
Allotments	1,610	2,568	-140	528
Events	12,700	12,850	11,200	11,350
Town Hall	17,520	18,735	15,695	16,910
Cemetery	25,767	27,620	13,017	14,820
Council Operation	152,390	154,966	151,390	154,866
Public Toilet	7,606	8,170	7,606	8,170
<b>Total cost of services</b>	<b>381,700</b>	<b>405,019</b>	<b>341,470</b>	<b>347,467</b>
From Savings			10,000	0
<b>Amount needed from Collection Fund</b>			<b>331,470</b>	<b>347,467</b>
<b>SOUTHWELL TOWN COUNCIL</b>				
Spending	Total Spending £		Spending Less Income £	
Service	2017/2018	2018/2019	2017/2018	2018/2019
Recreation	82,254	84,400	73,755	78,350
Public Conveniences	19,611	12,040	18,911	12,040
Tourism & Heritage	29,353	12,100	28,335	11,600
Environment & Community Projects	97,755	139,510	50,101	99,197
Providing Money for Future Needs	0	0	12,333	0
Courthouse	37,929	25,765	20,159	9,145
<b>Total cost of services</b>	<b>267,085</b>	<b>273,815</b>	<b>203,594</b>	<b>210,232</b>
<b>Amount needed from Collection Fund</b>			<b>203,594</b>	<b>210,232</b>

Our spending on services is as follows:						
2017-18			2018-19			
Total spending £'000	Total income £'000	Spending less income £'000		Total spending £'000	Total income £'000	Spending less income £'000
7,135	(5,076)	2,059	Economic Development	8,085	(5,558)	2,527
4,407	(2,400)	2,007	Homes & Communities	5,045	(2,759)	2,286
6,640	(2,257)	4,383	Leisure & Environment	7,194	(2,271)	4,923
36,427	(31,759)	4,668	Policy & Finance	35,476	(31,303)	4,173
513		513	Trent Valley Internal Drainage Board	523		523
11		11	Upper Witham Internal Drainage Board	10		10
55,133	(41,492)	13,641	Sub total	56,333	(41,891)	14,442
	(1,810)	1,810	Less rent due to us		(2,245)	2,245
		11,831	Total			12,197
3,050	(229)	2,821	Amount transferred to/(from) savings	1,925		1,925
747	(554)	193	Repaying loans	621	(369)	252
	(1,903)	(1,903)	Performance rewards and business incentives		(1,491)	(1,491)
	(946)	(946)	Section 31 Grants		(1,501)	(1,501)
58,930	(46,934)	11,996	Total amount of money we need	58,879	(47,497)	11,382
		118,600	Population			119,600
				2017-18 £'000	2018-19 £'000	Per person £
			Spending to be met from Council Tax			
			District Council	11,996	11,382	95.17
			Parish Councils	2,710	2,810	23.50
			Total	14,706	14,192	118.67
			Less			
			Formula Grant	1,049	592	
			Retained NDR	4,534	4,188	
			Council tax collection better than we thought	95	77	
			Amount we need from Council Tax	9,028	9,335	

	£000		
<u>What we spent in 2017/18</u>	11,996		
Inflation	279		
New things we have to do	649		
Increased income from the services we provide	(30)		
More help for people in rented homes	(787)		
Additional Government support towards benefits	615		
Additional Government grants to small businesses	(555)		
Other grants reduced	609		
Providing services more efficiently	(755)		
Savings for a rainy day	(1,075)		
Reduced asset charges	436		
What we spent in 2016/17	11,382		
<u>Outstanding debt as at 31/3/17</u>			
General Fund	3,917		
Housing Revenue Account	104,160		
The amount of money we owe	108,077		
<u>Reserves and Provisions</u>	31/3/17 £000	31/3/18 £000	31/3/19 projected £000
Revenue Reserves	19,243	18,999	19,433
Capital Reserves	7,354	7,458	6,454
Ring Fenced Reserves	161	161	161
Total Reserves	26,758	26,618	26,048

	Part of the Council's area,	Band A	Band B	Band C	Band D	Band E	Band F	Band G	Band H
	being the Parishes of:-								
		£	£	£	£	£	£	£	£
1	Alverton	1,241.73	1,448.69	1,655.65	1,862.60	2,276.51	2,690.43	3,104.33	3,725.20
2	Averham	1,250.19	1,458.56	1,666.93	1,875.29	2,292.02	2,708.76	3,125.48	3,750.58
3	Balderton	1,300.63	1,517.41	1,734.18	1,950.95	2,384.49	2,818.04	3,251.58	3,901.90
4	Barnby in the Willows	1,260.33	1,470.39	1,680.45	1,890.50	2,310.61	2,730.73	3,150.83	3,781.00
5	Bathley	1,249.79	1,458.09	1,666.39	1,874.68	2,291.27	2,707.87	3,124.47	3,749.36
6	Besthorpe	1,295.43	1,511.34	1,727.25	1,943.15	2,374.96	2,806.78	3,238.58	3,886.30
7	Bilsthorpe	1,290.36	1,505.42	1,720.49	1,935.54	2,365.66	2,795.78	3,225.90	3,871.08
8	Bleasby	1,260.85	1,470.99	1,681.14	1,891.27	2,311.55	2,731.84	3,152.12	3,782.54
9	Blidworth	1,288.62	1,503.39	1,718.17	1,932.93	2,362.47	2,792.01	3,221.55	3,865.86
10	Bulcote	1,270.31	1,482.03	1,693.75	1,905.46	2,328.89	2,752.33	3,175.77	3,810.92
11	Carlton-on-Trent	1,264.65	1,475.43	1,686.21	1,896.98	2,318.53	2,740.09	3,161.63	3,793.96
12	Caunton	1,259.05	1,468.90	1,678.74	1,888.58	2,308.26	2,727.95	3,147.63	3,777.16
13	Caythorpe	1,250.91	1,459.40	1,667.89	1,876.37	2,293.34	2,710.32	3,127.28	3,752.74
14	Clipstone	1,306.06	1,523.74	1,741.42	1,959.09	2,394.44	2,829.80	3,265.15	3,918.18
15	Coddington	1,259.79	1,469.76	1,679.73	1,889.69	2,309.62	2,729.56	3,149.48	3,779.38
16	Collingham	1,266.20	1,477.24	1,688.27	1,899.30	2,321.36	2,743.44	3,165.50	3,798.60
17	Cotham	1,241.73	1,448.69	1,655.65	1,862.60	2,276.51	2,690.43	3,104.33	3,725.20
18	Cromwell	1,247.42	1,455.33	1,663.23	1,871.13	2,286.93	2,702.75	3,118.55	3,742.26
19	Eakring	1,255.27	1,464.49	1,673.70	1,882.91	2,301.33	2,719.76	3,138.18	3,765.82
20	East Stoke	1,261.17	1,471.37	1,681.57	1,891.76	2,312.15	2,732.55	3,152.93	3,783.52
21	Edingley	1,256.05	1,465.39	1,674.74	1,884.07	2,302.75	2,721.44	3,140.12	3,768.14
22	Edwinstowe	1,287.63	1,502.23	1,716.84	1,931.44	2,360.65	2,789.86	3,219.07	3,862.88
23	Egmanton	1,251.03	1,459.54	1,668.05	1,876.55	2,293.56	2,710.58	3,127.58	3,753.10
24	Elston	1,286.79	1,501.26	1,715.73	1,930.19	2,359.12	2,788.06	3,216.98	3,860.38
25	Epperstone	1,262.31	1,472.70	1,683.09	1,893.47	2,314.24	2,735.02	3,155.78	3,786.94
26	Farndon	1,285.41	1,499.64	1,713.88	1,928.11	2,356.58	2,785.05	3,213.52	3,856.22
27	Farnsfield	1,283.65	1,497.60	1,711.54	1,925.48	2,353.36	2,781.25	3,209.13	3,850.96
28	Fiskerton-cum-Morton	1,253.63	1,462.58	1,671.52	1,880.45	2,298.32	2,716.21	3,134.08	3,760.90
29	Girton	1,256.41	1,465.82	1,675.22	1,884.62	2,303.42	2,722.23	3,141.03	3,769.24
30	Gonalston	1,241.73	1,448.69	1,655.65	1,862.60	2,276.51	2,690.43	3,104.33	3,725.20
31	Grassthorpe	1,241.73	1,448.69	1,655.65	1,862.60	2,276.51	2,690.43	3,104.33	3,725.20
32	Gunthorpe	1,279.47	1,492.71	1,705.96	1,919.20	2,345.69	2,772.18	3,198.67	3,838.40
33	Halam	1,270.60	1,482.37	1,694.14	1,905.90	2,329.43	2,752.97	3,176.50	3,811.80
34	Halloughton	1,248.59	1,456.69	1,664.79	1,872.88	2,289.07	2,705.27	3,121.47	3,745.76
35	Harby	1,264.20	1,474.90	1,685.61	1,896.30	2,317.70	2,739.10	3,160.50	3,792.60
36	Hawton	1,265.92	1,476.91	1,687.90	1,898.88	2,320.85	2,742.83	3,164.80	3,797.76
37	Hockerton	1,265.45	1,476.36	1,687.27	1,898.17	2,319.98	2,741.80	3,163.62	3,796.34
38	Holme	1,241.73	1,448.69	1,655.65	1,862.60	2,276.51	2,690.43	3,104.33	3,725.20
39	Hoveringham	1,290.83	1,505.98	1,721.12	1,936.25	2,366.52	2,796.81	3,227.08	3,872.50
40	Kelham	1,250.19	1,458.56	1,666.93	1,875.29	2,292.02	2,708.76	3,125.48	3,750.58
41	Kersall	1,252.91	1,461.74	1,670.56	1,879.37	2,297.00	2,714.65	3,132.28	3,758.74
42	Kilvington	1,241.73	1,448.69	1,655.65	1,862.60	2,276.51	2,690.43	3,104.33	3,725.20
43	Kirklington	1,265.71	1,476.67	1,687.62	1,898.57	2,320.47	2,742.38	3,164.28	3,797.14
44	Kirton	1,278.00	1,491.00	1,704.01	1,917.00	2,343.00	2,769.00	3,195.00	3,834.00

