

## What is Council tax and who pays

Police, fire and local council services are paid for by Council Tax and Government grants, and in some cases, through charges for services. Council Tax is based on property values and, in this area, is collected by Newark and Sherwood District Council on behalf of all four organisations mentioned below.

Council Tax payment is the responsibility of owner-occupiers or, if rented, council tenants, private tenants and tenants of housing associations. Council Tax is also due on unoccupied furnished and unfurnished houses in certain circumstances.

The amount of Council Tax for each household depends on the valuation band a property has been placed in by the Government's Valuation Office Agency

Over 4 out of 10 council tax payers in Newark and Sherwood live in Band A properties. Based on a Band A property, the following table shows how much of your Council Tax goes to each authority.

Who spends your money?	Last year 2016/17	This year 2017/18	The % change	spend per £100
Newark & Sherwood District Council	£109.23	£111.35	1.9	£9.40
Nottinghamshire County Council	£860.44	£901.31	4.8*	£76.05
Notts Police & Crime Commissioner	£119.94	£122.28	2.0	£10.32
Notts Fire & Rescue Service	£49.23	£50.19	1.9	£4.23
<b>TOTAL</b>	<b>£1,138.84</b>	<b>£1185.13</b>	<b>4.1</b>	<b>£100.00</b>

\*The Secretary of State for Communities and Local Government has made an offer to adult social care authorities. ("Adult social care authorities" are local authorities which have functions under Part 1 of the Care Act 2014, namely county councils in England, district councils for an area in England for which there is no county council, London borough councils, the Common Council of the City of London and the Council of the Isles of Scilly.)

The offer is the option of an adult social care authority being able to change an additional "precept" on its council tax for financial years from the financial year beginning in 2016 without holding a referendum, to assist the authority in meeting expenditure on adult social care. Subject to the annual approval of the House of Commons, the Secretary of State intends to offer the option of charging this "precept" at an appropriate level in each financial year up to and including the financial year 2019-20."

The County Council has approved the implementation of a 3.00% Social Care Precept for 2017/18 to part fund increasing costs associated with adult social care.

## Council tax bands

At Newark and Sherwood District Council, we often receive enquiries about Council Tax bands. Set out below are some of the frequently asked questions and answers.

### Why is my house placed in a particular Council Tax band?

The Governments' Valuation Office Agency (VOA) has placed all homes in our area in one of eight broad valuation bands. The figures for Newark and Sherwood for 2017/18 are shown below.

	No. of homes
<b>Band A</b> Up to £40,000	<b>22,858</b>
<b>Band B</b> £40,001 to £52,000	<b>7,894</b>
<b>Band C</b> £52,001 to £68,000	<b>8,565</b>
<b>Band D</b> £68,001 to £88,000	<b>5,721</b>
<b>Band E</b> £88,001 to £120,000	<b>4,044</b>
<b>Band F</b> £120,001 to £160,000	<b>2,572</b>
<b>Band G</b> £160,001 to £320,000	<b>1,405</b>
<b>Band H</b> Over £320,000	<b>127</b>
Total number of dwellings <i>(taken at January 2017)</i>	<b>53,186</b>

Valuations are based on 1991 market prices, and the band ranges have not changed since Council Tax was introduced in 1993. There are no current plans for a full revaluation. Please note all valuations are carried out by the VOA and not the council.

## What do others pay in Council Tax?

To work out the Council Tax for a home in a particular parish and valuation band, we multiply the amount due for a property in band D in that parish by the relevant fraction shown below. We then round the figure to the nearest penny.



So a Band C property in Averham would pay  $\frac{8}{9} \times \text{£}1,790.35 = \text{£}1,591.42$

## Can I appeal against my Council Tax band?

Existing occupiers may need to show that there has been a material change to the dwelling or in the physical state of the locality.

New occupiers have six months from moving in to lodge an appeal.

Appeals against Council Tax bands are made to the VOA. The address is:

**Council Tax East  
Valuation Office Agency,  
Ground Floor,  
Ferrers House,  
Castle Meadow Road,  
Nottingham NG2 1AB**

**Tel: 03000 501 501**

**E-mail: [cteast@voa.gsi.gov.uk](mailto:cteast@voa.gsi.gov.uk)**

**[www.voa.gov.uk](http://www.voa.gov.uk)**

Making an appeal does not allow you to stop payment. If an appeal is successful, you will be entitled to a refund of any overpayment.

# Benefits

You may qualify for help with your Council Tax even if you are working or if you are self-employed. If you pay rent, you may be able to get Housing Benefit towards the rent you pay. The amount of help you get will depend on the people who live with you, your income and savings.

## What do we mean by income?

By income, we mean all of the following. You and your partner's weekly or monthly pay after tax and National Insurance, all overtime, commission and bonuses, pensions from former employers, Working Tax Credit, Child Tax Credit or Pension Credit, Savings Credit and other state benefits.

If you claim Pension Credit, Income Support or Jobseeker's Allowance, you will get a form from the Department for Works and Pensions (DWP) when you claim.

## Savings and investments

If you have savings and investments of more than £16,000, unless you receive the guarantee credit element of Pension Credit, you are not entitled to Council Tax Support or Housing Benefit. This includes bank and building society accounts, stocks and shares, national savings certificates, unit trusts, premium bonds, annuities and any other property or land you own.

## Non-dependant deductions

We will make deductions from your benefit for any non-dependants living with you, for example, adult children. The amount of the deduction will depend upon the amount of the income of your non-dependants.

## How to apply for Benefit

If you want to apply for benefit, please do so immediately. Any benefit we pay will normally only start from the date we receive your application form. We will only backdate your benefit if you had a good reason for not applying for benefit earlier.

For further information on Housing Benefit and Council Tax Support please look at the Benefits pages on our website. Alternatively, you can speak to an advisor on 01636 650000.

# Council Tax Discounts

Not everyone has to pay the full Council Tax, people on low incomes can claim Council Tax Support for example, as explained above.

There are also a number of other ways that can result in a reduced bill whatever your income.

## Single person discount

Did you know that a household with one adult occupier is entitled to 25% discount? Even where there are 2 or more adults, you could still get money off if all but one occupier fits a description as follows:

- Full time student, student nurse or apprentice
- A severely mentally impaired person
- Young adults still eligible for child benefit
- A full time carer looking after someone

This is not the full list of examples. For more information about the 25% discount and about exemptions for people who 'don't count' for Council Tax, please contact us.

Please note the council will periodically review all entitlements to discount.

## Council tax relief for people with disabilities

If your household includes a person with a disability, you may be entitled to an adjustment to your Council Tax valuation band. This applies where the dwelling has an extra room needed to help meet the needs of a disabled person, or additional space to accommodate indoor use of a wheelchair.

The relief is granted by charging Council Tax based on the next lowest band. Even if your household is in Band A, you can still get a reduction.

## Empty dwellings

The Local Government Act 2003 allows councils to pass a resolution to reduce the council tax discount for empty dwellings, from 50% to nil. From April 2009 until March 2013, Newark and Sherwood District Council decided to apply a 10% discount to both second homes and long term empty properties. In April 2013 the 10% discount was removed for both types of property and properties that have been empty for longer than 2 years were charged a premium of 50% in addition to the full council tax charge.

The exemption classes which cover empty and unfurnished and uninhabitable properties ceased to apply after March 2013. Each local authority had to make their own determination as to the level of discount to apply to these types of property. From April 2013 an empty and unfurnished property receives a 100% discount for 4 weeks and thereafter will pay the full council tax. For an empty furnished property there is no 4 week exemption period and the full tax is payable immediately. For uninhabitable properties no discount will apply after 31 March 2013.

To get more information about empty dwellings and properties that may be exempt from Council Tax, please contact us.

### Information from Other Precepting Authorities

As mentioned previously, council tax collected by Newark and Sherwood District Council is used to pay for services provided by different organisations. If you would like detailed Council Tax information for Nottinghamshire County Council this is available at [www.nottinghamshire.gov.uk/counciltax](http://www.nottinghamshire.gov.uk/counciltax).

To request a paper copy, please telephone 0300 500 80 80 or email [enquiries@nottscc.gov.uk](mailto:enquiries@nottscc.gov.uk)

#### For information about:-

Nottinghamshire County Council	<a href="http://www.nottinghamshire.gov.uk">www.nottinghamshire.gov.uk</a>
Nottinghamshire Police & Crime Commissioner	<a href="http://www.nottinghamshire.pcc.police.uk">www.nottinghamshire.pcc.police.uk</a>
Nottinghamshire Fire & Rescue Service	<a href="http://www.notts-fire.gov.uk">www.notts-fire.gov.uk</a>

If you want to receive information from your local Town or Parish Council you would need to contact the Town or Parish Clerk. As there are over 80 different Parishes in the District, the individual details for each Clerk have not been included here, but my office is able to provide contact details on request.

## Contact us

By telephone between 8.30am and 5.15pm, (Mon to Thurs) and 8.30am to 4.45pm (Friday).




Visits to Kelham Hall for Council Tax and Housing Benefit queries after 4.30pm Monday to Thursday and 4pm on Fridays, by appointment only.

### Direct Dial Helplines

<b>General Queries – Customer Services</b> (an out of hours answerphone facility will provide emergency numbers for Housing and Environmental Services problems)	<b>(01636) 650 000</b>
<b>Housing Lettings, Rents and Repairs</b>	<b>0845 258 5550</b>
<b>Newark Sports and Fitness Centre</b>	<b>(01636) 655780</b>
<b>Blidworth Community Leisure Centre</b>	<b>(01623) 466266</b>
<b>Dukeries Leisure Centre</b>	<b>(01623) 862469</b>
<b>Southwell Leisure Centre</b>	<b>(01636) 813000</b>
<b>Palace Theatre Box Office</b>	<b>(01636) 655755</b>
<b>Newark Tourist Information</b>	<b>(01636) 655765</b>
<b>Ollerton Tourist Information</b>	<b>(01623) 824545</b>

## Ways to pay

You can pay your Council Tax at any of our local offices or choose from the following methods of payment;

	<b>Direct Debit</b> This is the most convenient and efficient way to pay your council tax plus you have a choice of 5 payment dates, the 1 <sup>st</sup> , 8 <sup>th</sup> , 15 <sup>th</sup> , 21 <sup>st</sup> or 28 <sup>th</sup> . To set up a direct debit online, visit our website <a href="http://www.newark-sherwooddc.gov.uk/bills">www.newark-sherwooddc.gov.uk/bills</a>
	<b>By telephone</b> Please have your account details to hand. You can make payments over the telephone using your debit or credit card by calling our 24 hour automated payment line on <b>01636 650 000</b> and follow the instructions.
	<b>Internet</b> You can pay your council tax via the Internet at <a href="http://www.newark-sherwooddc.gov.uk">www.newark-sherwooddc.gov.uk</a> and follow the link "I want to pay".

	Precept 2016 to 2017 £	Precept 2017 to 2018 £	Band D Charge £
Alverton	-	-	1,777.71
Averham	*	*	1,790.35
Balderton	254,455.00	259,544.00	1,863.97
Barnby in the Willows	2,500.00	2,750.00	1,804.11
Bathley	1,365.00	1,365.00	1,789.43
Besthorpe	5,884.00	6,000.00	1,852.63
Bilsthorpe	60,000.00	63,783.00	1,850.31
Bleasby	10,500.00	10,710.00	1,805.41
Blidworth	71,880.00	73,680.00	1,846.24
Bulcote	3,000.00	5,000.00	1,813.35
Carlton-on-Trent	2,866.00	3,009.00	1,811.74
Caunton	4,750.00	5,000.00	1,802.76
Caythorpe	2,000.00	3,000.00	1,798.55
Clipstone	90,350.00	119,850.00	1,874.20
Coddington	14,259.00	14,560.00	1,804.27
Collingham	25,189.15	40,000.00	1,814.24
Cotham	-	-	1,777.71
Cromwell	850.00	850.00	1,786.28
Eakring	3,660.00	3,660.00	1,797.90
East Stoke	****	****	1,806.57
Edingley	4,000.00	4,000.00	1,800.13
Edwinstowe	110,360.34	110,801.77	1,844.29
Egmanton	1,650.00	1,700.00	1,790.93
Elston	17,000.00	16,000.00	1,837.30
Epperstone	8,404.47	8,404.47	1,809.32
Farndon	51,000.00	51,000.00	1,841.40
Farnsfield	62,430.00	66,000.00	1,834.69
Fiskerton-cum-Morton	6,900.00	7,300.00	1,795.45
Girton	1,434.00	2,140.00	1,819.28
Gonalston	-	-	1,777.71
Grassthorpe	-	-	1,777.71
Gunthorpe	16,769.00	17,087.61	1,833.39
Halam	7,500.00	8,000.00	1,819.69
Halloughton	400.00	400.00	1,788.72
Harby	3,136.00	3,449.00	1,807.54
Hawton	1,250.00	1,250.00	1,813.99
Hockerton	850.00	3,000.00	1,813.15
Holme	-	-	1,777.71
Hoveringham	11,865.00	11,865.00	1,848.54
Kelham	*	*	1,790.35
Kersall	**	**	1,794.17
Kilvington	-	-	1,777.71
Kirklington	5,300.00	5,800.00	1,812.03
Kirton	5,000.00	5,000.00	1,821.36
Kneesall	**	**	1,794.17
Langford	-	-	1,804.24
Laxton & Moorhouse	3,000.00	4,600.00	1,819.08
Lowdham	66,285.00	69,599.25	1,847.53



	Precept 2016 to 2017 £	Precept 2017 to 2018 £	Band D Charge £
Lyndhurst	-	-	1,777.71
Maplebeck	-	-	1,777.71
Meering	-	-	1,777.71
Newark	833,838.00	863,734.00	1,884.52
North Clifton	1,400.00	1,750.00	1,801.15
North Muskham	15,495.00	15,495.00	1,817.02
Norwell	4,600.00	4,750.00	1,800.20
Ollerton and Boughton	315,865.00	331,470.00	1,904.90
Ompton	**	**	1,794.17
Ossington	-	-	1,777.71
Oxton	9,500.00	9,500.00	1,813.26
Perlethorpe-cum-Budby	1,500.00	1,500.00	1,797.86
Rainworth	57,500.00	62,500.00	1,813.06
Rolleston	6,250.00	6,250.00	1,817.77
Rufford	4,335.00	4,335.00	1,796.39
South Clifton	1,030.00	1,500.00	1,790.09
South Muskham	9,500.00	9,785.00	1,827.63
South Scarle	3,700.00	4,330.00	1,827.41
Southwell	199,394.00	203,594.00	1,850.13
Spalford	-	-	1,777.71
Staunton	-	-	1,777.71
Staythorpe	*	*	1,790.35
Sutton-on-Trent	21,960.00	22,360.00	1,823.19
Syerston	700.00	360.00	1,781.79
Thorney	2,040.00	2,250.00	1,801.14
Thorpe	-	-	1,806.57
Thurgarton	5,500.00	6,050.00	1,804.69
Upton	6,388.00	6,509.00	1,812.19
Walesby	35,000.00	36,000.00	1,863.07
Wellow	5,500.00	5,500.00	1,806.27
Weston	3,568.00	3,750.00	1,805.77
Wigsley	-	-	1,777.71
Winkburn	-	-	1,777.71
Winthorpe	***	***	1,804.24
Fernwood	68,979.00	69,857.00	1,852.76
Kings Clipstone	9,500.00	9,500.00	1,855.53

**Parishes joint for Precept purposes**

Averham, Kelham, Staythorpe	3,060.00	3,121.00	1,790.35
Kneesall, Kersall, Ompton	2,192.00	2,235.84	1,794.17
Winthorpe, Langford	8,569.00	8,569.00	1,804.24
East Stoke, Thorpe	2,500.00	3,000.00	1,806.57
	<b>2,577,404.96</b>	<b>2,709,712.94</b>	

## NEWARK TOWN COUNCIL

Service	Total Spending £		Spending Less Income £	
	2016/2017	2017/2018	2016/2017	2017/2018
Central Establishment	328,630	247,180	293,570	192,020
Town Hall	193,630	207,080	145,230	170,150
Environment including Cemetery	137,850	179,270	17,440	57,370
Public Conveniences	214,010	225,000	106,692	106,015
Leisure & Economic Development	268,240	301,400	263,590	297,680
Newark Market	369,650	346,730	-7,088	-6,027
Parks & Playing Fields	297,140	306,500	178,966	171,082
Newark & Sherwood DC Grant			-29,630	0
<b>Total cost of services</b>	<b>1,809,150</b>	<b>1,813,160</b>	<b>968,770</b>	<b>988,290</b>
From savings			134,932	124,556
<b>Amount needed from Collection Fund</b>			<b>833,838</b>	<b>863,734</b>

## BALDERTON PARISH COUNCIL

Service	Total Spending £		Spending Less Income £	
	2016/2017	2017/2018	2016/2017	2017/2018
Administration	124,450	128,550	118,220	127,550
Parks and open spaces	180,050	192,300	160,050	172,000
Environment	12,200	13,100	11,000	11,900
Cemetery	1,200	1,200	-5,800	-6,300
Projects	20,000	13,040	20,000	13,040
<b>Total cost of services</b>	<b>337,900</b>	<b>348,190</b>	<b>303,470</b>	<b>318,190</b>
From savings			49,015	58,646
<b>Amount needed from Collection Fund</b>			<b>254,455</b>	<b>259,544</b>

## OLLERTON &amp; BOUGHTON TOWN COUNCIL

Service	Total Spending £		Spending Less Income £	
	2016/2017	2017/2018	2016/2017	2017/2018
Amenity Work	140,795	147,382	119,390	125,977
Work Unit	18,620	16,725	18,620	16,725
Allotments	2,055	1,610	555	-140
Events	11,760	12,700	10,060	11,200
Town Hall	22,125	17,520	20,550	15,695
Cemetery	26,235	25,767	13,485	13,017
Council Operation	151,505	152,390	151,355	151,390
Public Toilet	7,850	7,606	7,850	7,606
<b>Total cost of services</b>	<b>380,945</b>	<b>381,700</b>	<b>341,865</b>	<b>341,470</b>
From Savings			13,900	10,000
Newark & Sherwood DC Grant			12,100	0
<b>Amount needed from Collection Fund</b>			<b>315,865</b>	<b>331,470</b>

## SOUTHWELL TOWN COUNCIL

Service	Total Spending £		Spending Less Income £	
	2016/2017	2017/2018	2016/2017	2017/2018
Recreation	82,694	82,254	76,644	73,755
Public Conveniences	18,224	19,611	4,924	18,911
Tourism & Heritage	25,726	29,535	25,226	28,335
Environment & Community Projects	39,914	97,755	37,294	50,101
Providing Money for Future Needs	25,749	0	25,749	12,333
Courthouse	34,957	37,929	31,557	20,159
<b>Total cost of services</b>	<b>227,264</b>	<b>267,084</b>	<b>201,394</b>	<b>203,594</b>
Newark & Sherwood DC Grant			2,000	
<b>Amount needed from Collection Fund</b>			<b>199,394</b>	<b>203,594</b>

Our spending on services is as follows:

Total spending £'000	2016-17			2017-18		
	Total income £'000	Spending less income £'000		Total spending £'000	Total income £'000	Spending less income £'000
7,956	(5,783)	2,173	Economic Development	7,135	(5,076)	2,059
4,410	(2,391)	2,019	Homes & Communities	4,407	(2,400)	2,007
6,989	(2,298)	4,691	Leisure & Environment	6,640	(2,257)	4,383
36,475	(31,656)	4,819	Policy & Finance	36,427	(31,759)	4,668
492		492	Trent Valley Internal Drainage Board	513		513
10		10	Upper Witham Internal Drainage Board	11		11
<b>56,332</b>	<b>(42,128)</b>	<b>14,204</b>	<b>Sub total</b>	<b>55,133</b>	<b>(41,492)</b>	<b>13,641</b>
	<b>(1,815)</b>	<b>1,815</b>	<b>Less rent due to us</b>		<b>(1,810)</b>	<b>1,810</b>
		<b>12,389</b>	<b>Total</b>			<b>11,831</b>
64		64	Benefit support to Parishes	0		0
0	0	0	Amount transferred to/(from) savings	0	0	0
841	(688)	153	Repaying loans	747	(554)	193
50	(705)	(655)	Performance rewards and business incentives	1,147	(229)	918
	(757)	(757)	Section 31 Grants		(946)	(946)
<b>57,287</b>	<b>(46,093)</b>	<b>11,194</b>	<b>Total amount of money we need</b>	<b>57,027</b>	<b>(45,031)</b>	<b>11,996</b>
		114,817	Population			118,600
				2016-17 £'000	2017-18 £'000	Per person £
			<u>Spending to be met from Council Tax</u>			
			District Council	11,194	11,996	101.15
			Parish Councils	2,577	2,710	22.85
			<b>Total</b>	<b>13,771</b>	<b>14,706</b>	<b>124.00</b>
			Less			
			Formula Grant	1,777	1,049	
			Retained NDR	3,255	4,534	
			Council tax collection better than we thought	37	95	
			<b>Amount we need from Council Tax</b>	<b>8,702</b>	<b>9,028</b>	
			<u>What we spent in 2016/17</u>	11,194		
			Inflation	113		
			New things we have to do	351		
			Increased income from the services we provide	(98)		
			More help for people in rented homes	131		
			Additional Government support towards benefits	(130)		
			Additional Government grants to small business	(189)		
			Other grants reduced	0		
			Reduced grant to Parishes	(64)		
			Providing services more effectively	(853)		
			Savings for a rainy day	1,547		
			Reduced asset charges	(6)		
				11,996		
			<u>OUTSTANDING DEBT AS AT 31 MARCH 2016</u>			
				£000's		
			General Fund	3,636		
			Housing Revenue Account	103,914		
			Administered for Other Local Authorities (repaid)	0		
			<b>The amount of money we owe</b>	<b>107,550</b>		
			<u>RESERVES AND PROVISIONS</u>			
				31/03/16	31/03/17	Projected 31/03/18
				£000's	£000's	£000's
			General Fund			
			Housing Revenue Account			
			General Fund Specific Revenue Reserves wp 848	2,939	2,939	2,939
			Total estimated savings	2,000	2,000	2,000
				13,623	12,968	13,886
				<b>18,562</b>	<b>17,907</b>	<b>18,825</b>